

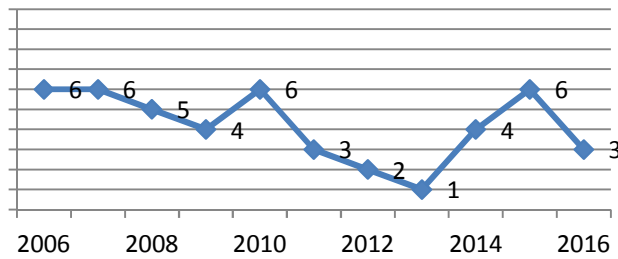
# Monthly Statistics -

# Platte County

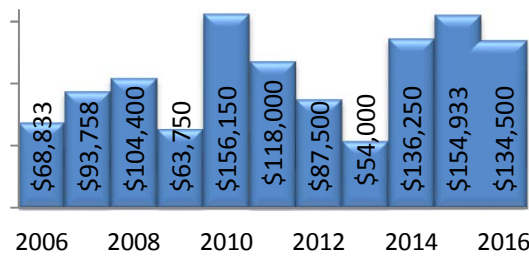
## December

Residential	2005	2006	2007	2008	2009	2010	2011	2012	2013	2014	2015	2016
Active Listings	na	na	na	na	na	56	48	50	43	35	33	45
Sold Listings	5	6	6	5	4	6	3	2	1	4	6	3
Median Sales Price	\$93,000	\$71,500	\$99,500	\$130,000	\$58,000	\$184,950	\$130,000	\$87,500	\$54,000	\$150,000	\$121,600	\$150,000
Average Sales Price	\$105,500	\$68,833	\$93,758	\$104,400	\$63,750	\$156,150	\$118,000	\$87,500	\$54,000	\$136,250	\$154,933	\$134,500
% of List Price Received at Sale	97.25%	93.16%	99.04%	94.26%	98.11%	92.67%	93.55%	87.28%	72.00%	93.10%	95.66%	89.73%
Average Days on Market	50	110	54	153	158	65	161	224	143	41	44	250
Average # of homes sold in last												
12 months	na	6.00	5.00	4.25	3.92	4.67	6.08	4.92	6.42	5.25	4.92	5.33
Months Supply of Inventory	na	na	na	na	na	12.0	7.89	10.2	6.70	6.67	6.71	8.44

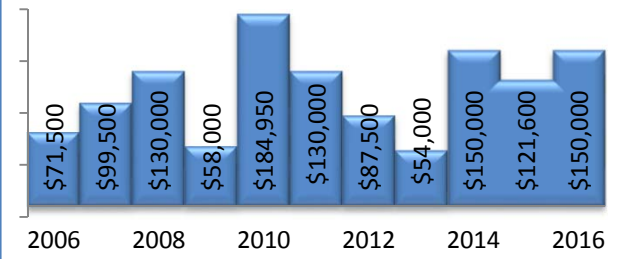
### # Homes Sold



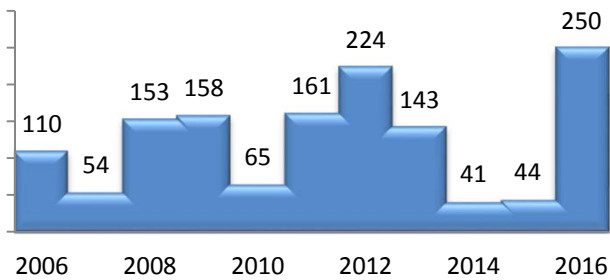
### Average Sales Price



### Median Sales Price



### Days on Market



### % of List Price Received at Time of Sale

