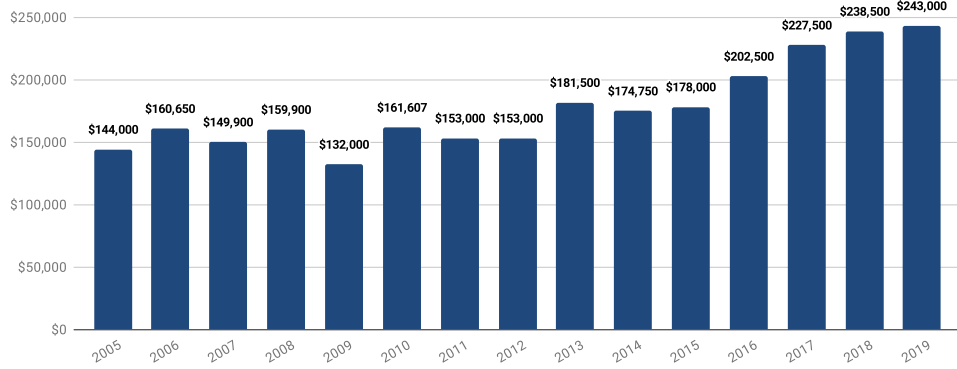


Monthly Statistics -- Laramie County

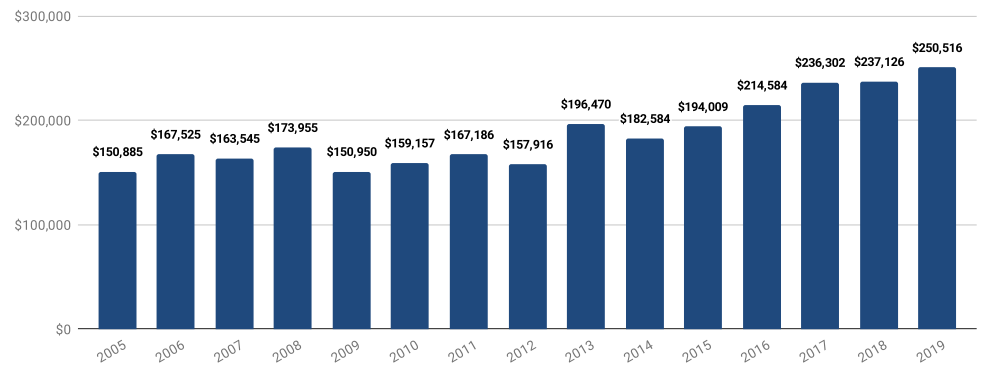
January

City Residential	2005	2006	2007	2008	2009	2010	2011	2012	2013	2014	2015	2016	2017	2018	2019
Active Listings	na	na	na	na	na	371	412	342	286	240	215	193	203	187	130
Sold Listings	71	78	69	54	46	37	53	45	47	64	61	62	63	76	71
Median Sales Price	\$144,000	\$160,650	\$149,900	\$159,900	\$132,000	\$161,607	\$153,000	\$153,000	\$181,500	\$174,750	\$178,000	\$202,500	\$227,500	\$238,500	\$243,000
Average Sales Price	\$150,885	\$167,525	\$163,545	\$173,955	\$150,950	\$159,157	\$167,186	\$157,916	\$196,470	\$182,584	\$194,009	\$214,584	\$236,302	\$237,126	\$250,516
% of List Price Received at Sale	99.10%	98.26%	99.72%	97.31%	97.11%	98.26%	99.29%	97.63%	96.94%	98.16%	97.91%	98.08%	98.74%	98.66%	98.71%
Average Days on Market	134	86	86	103	82	90	85	111	66	65	60	57	48	44	43
# of homes sold in last 12 months	na	106.5	104.08	88.83	79.58	78.92	74.33	77	87.08	97.5	99.08	108.08	107.92	111.75	111.5
Months Supply of Inventory	na	na	na	na	na	4.7	5.5	4.4	3.3	2.5	2.2	1.8	1.9	1.7	1.2

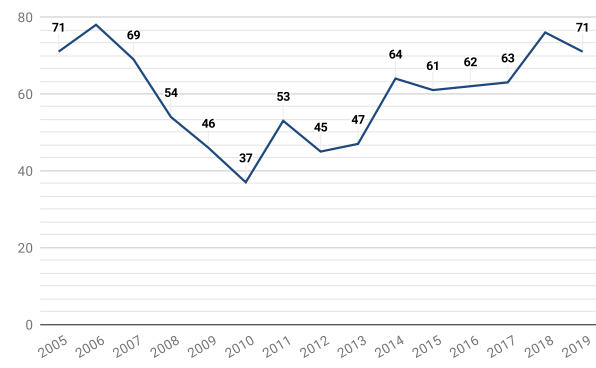
Median Sales Price



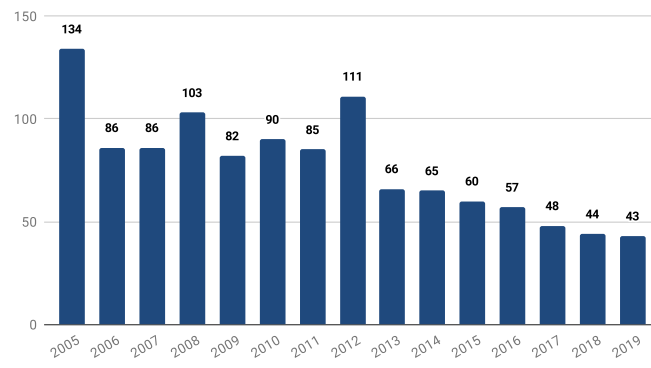
Average Sales Price



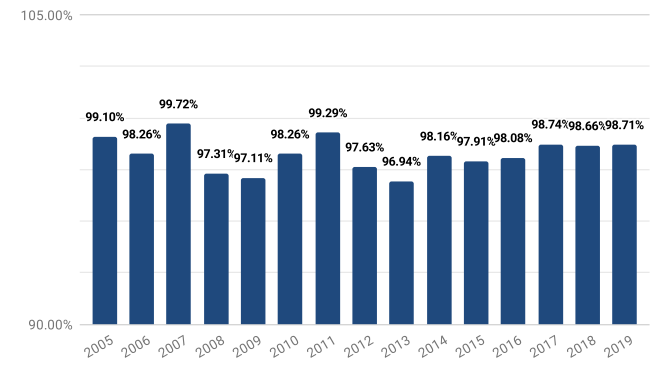
Sold Listings



Average Days on Market



% of List Price Received at Sale

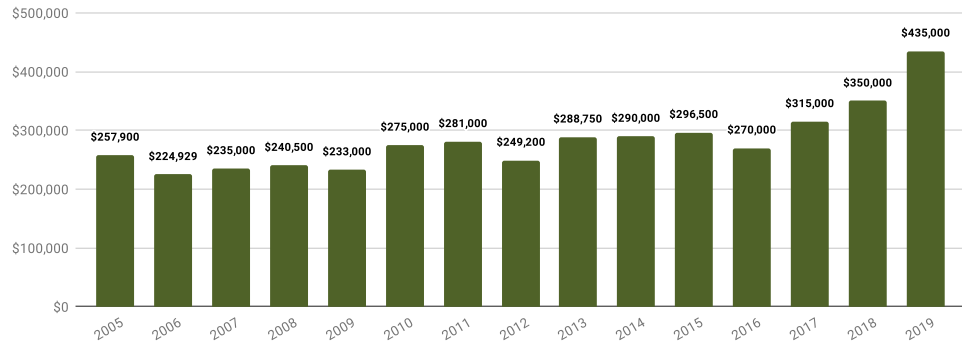


Monthly Statistics -- Laramie County

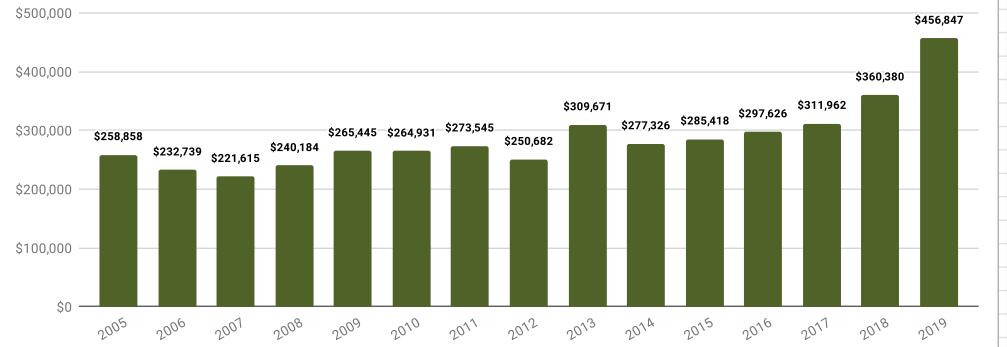
January

Rural Residential	2005	2006	2007	2008	2009	2010	2011	2012	2013	2014	2015	2016	2017	2018	2019
Active Listings	na	na	na	na	na	138	153	143	106	127	84	96	88	81	54
Sold Listings	19	14	19	13	11	11	13	14	16	13	12	14	25	17	15
Median Sales Price	\$257,900	\$224,929	\$235,000	\$240,500	\$233,000	\$275,000	\$281,000	\$249,200	\$288,750	\$290,000	\$296,500	\$270,000	\$315,000	\$350,000	\$435,000
Average Sales Price	\$258,858	\$232,739	\$221,615	\$240,184	\$265,445	\$264,931	\$273,545	\$250,682	\$309,671	\$277,326	\$285,418	\$297,626	\$311,962	\$360,380	\$456,847
% of List Price Received at Sale	99.18%	97.78%	97.49%	98.28%	95.66%	99.17%	98.02%	95.36%	97.91%	98.67%	99.93%	98.42%	99.94%	98.37%	98.75%
Average Days on Market	174	77	111	120	106	93	102	70	75	98	102	51	92	55	50
Average # of homes sold in last 12 months	na	28.92	28.25	21.67	18.25	17.25	17.67	20.33	21.33	22.42	27.08	26.67	26.75	29.92	29.8
Months Supply of Inventory	na	na	na	na	na	8	8.7	7	5	5.7	3.10	4.00	3.3	2.7	1.8

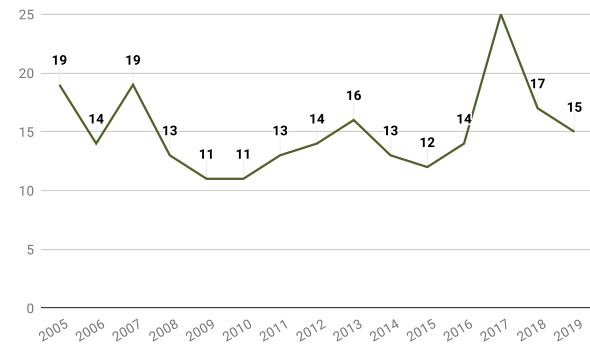
Median Sales Price



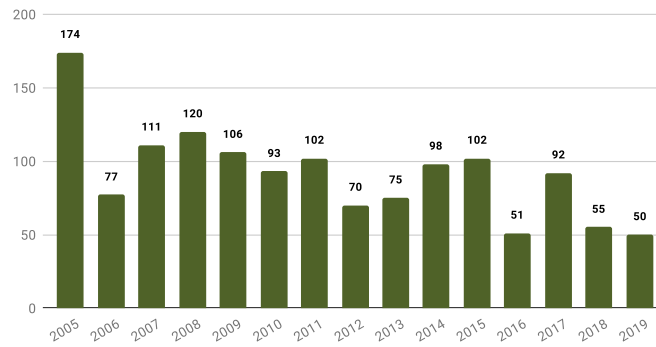
Average Sales Price



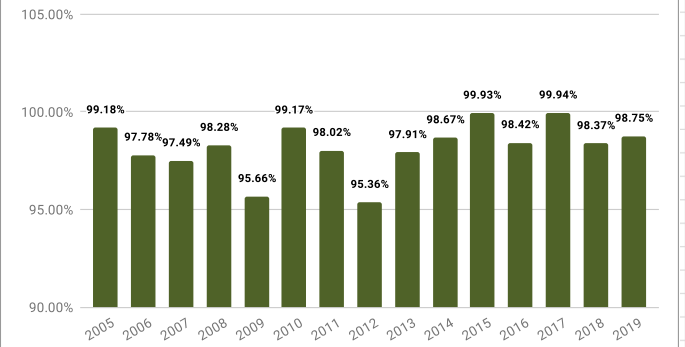
Sold Listings



Average Days on Market



% of List Price Received at Sale

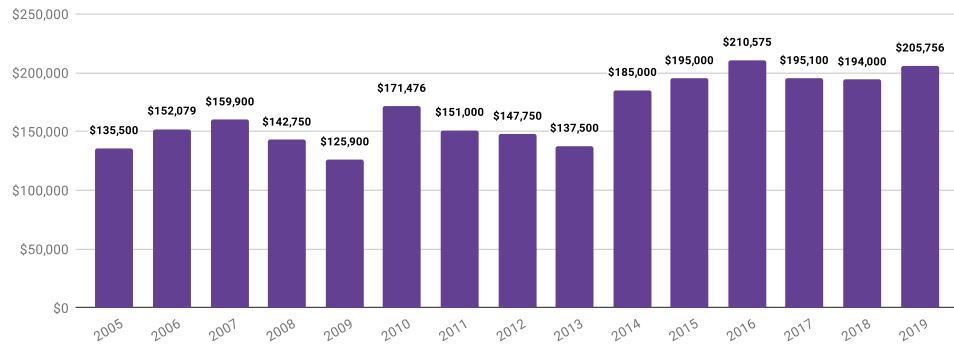


If you have questions or need more information please contact your REALTOR®, or the President of the Cheyenne Board of REALTORS®, Buck Wilson 307-221-1502 or buck@cheyennehomes.com
Copyright 2019, Cheyenne MLS

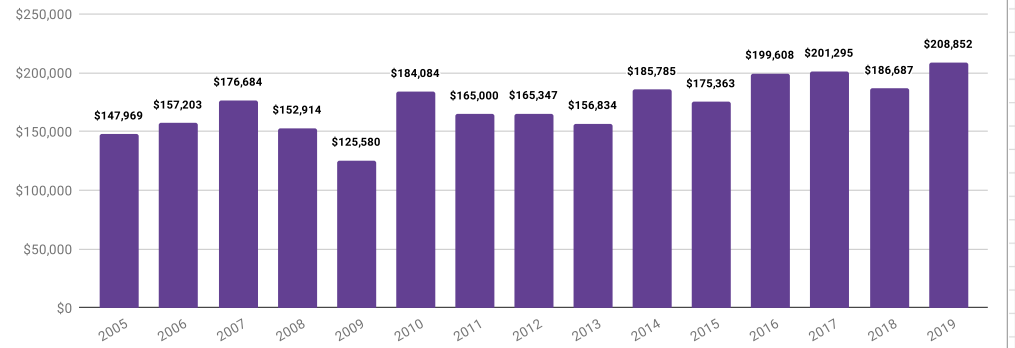
Monthly Statistics -- Laramie County January

Condo/Townhouse	2005	2006	2007	2008	2009	2010	2011	2012	2013	2014	2015	2016	2017	2018	2019
Active Listings	na	na	na	na	na	75	81	62	63	71	50	47	51	43	49
Sold Listings	14	12	11	14	5	11	8	16	13	13	18	14	21	16	22
Median Sales Price	\$135,500	\$152,079	\$159,900	\$142,750	\$125,900	\$171,476	\$151,000	\$147,750	\$137,500	\$185,000	\$195,000	\$210,575	\$195,100	\$194,000	\$205,756
Average Sales Price	\$147,969	\$157,203	\$176,684	\$152,914	\$125,580	\$184,084	\$165,000	\$165,347	\$156,834	\$185,785	\$175,363	\$199,608	\$201,295	\$186,687	\$208,852
% of List Price Received at Sale	99.92%	97.72%	97.44%	97.35%	97.68%	100.45%	97.96%	98.58%	97.90%	100.72%	99.59%	98.46%	98.25%	99.00%	92.71%
Average Days on Market	157	105	187	162	66	54	81	94	76	32	82	115	112	67	39
Average # of homes sold in last 12 months	na	21.17	20.58	17.83	14.67	14.5	16.83	15.17	17.5	23.83	23.67	26.08	23.17	24.5	26.1
Months Supply of Inventory	na	na	na	na	na	5.2	4.8	4.1	3.6	3	2.1	1.8	2.2	1.8	1.9

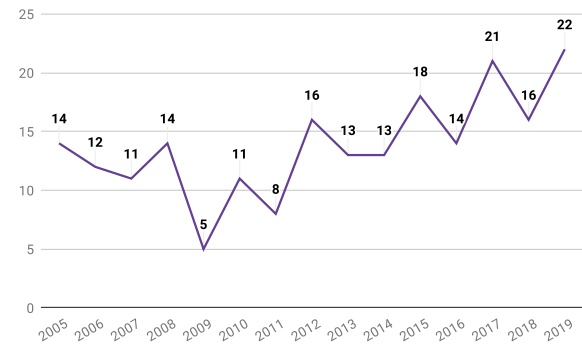
Median Sales Price



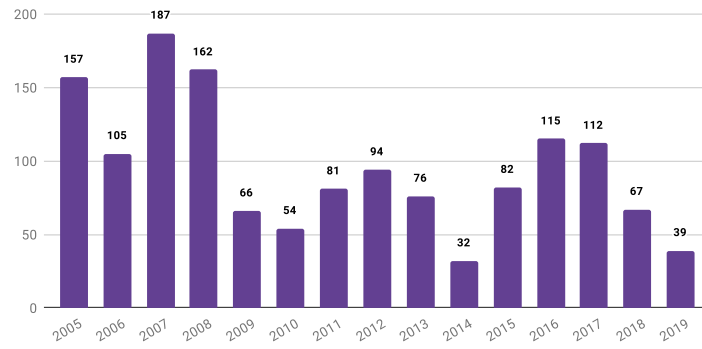
Average Sales Price



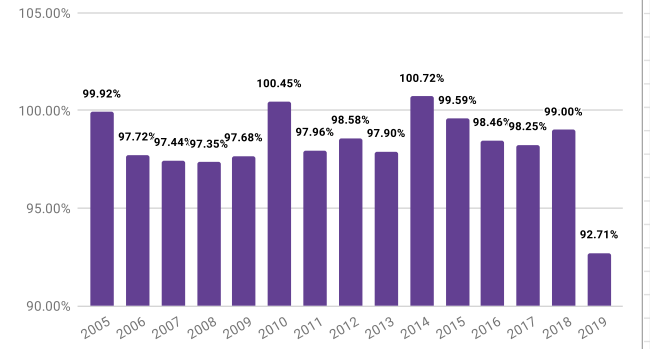
Sold Listings



Average Days on Market



% of List Price Received at Sale



If you have questions or need more information please contact your REALTOR®, or the President of the Cheyenne Board of REALTORS®, Buck Wilson 307-221-1502 or buck@cheyennehomes.com
Copyright 2019, Cheyenne MLS