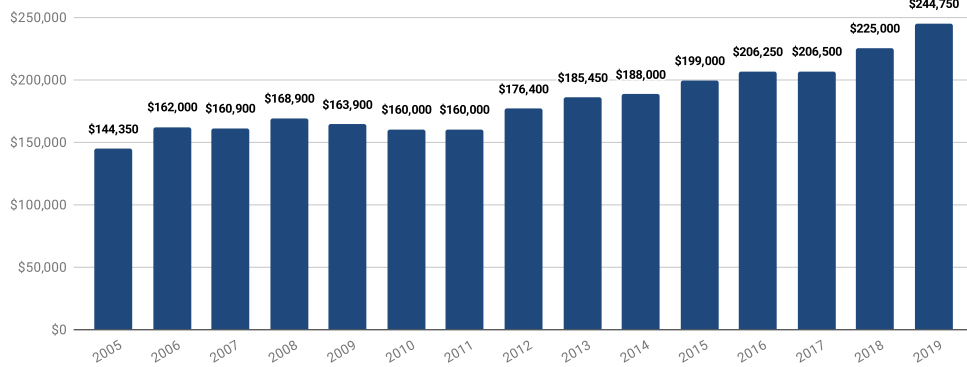


## Monthly Statistics -- Laramie County

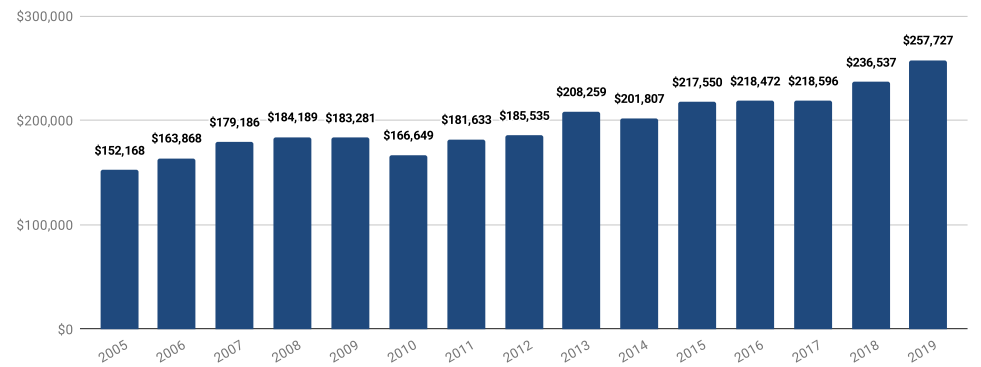
### March

City Residential	2005	2006	2007	2008	2009	2010	2011	2012	2013	2014	2015	2016	2017	2018	2019
Active Listings	na	na	na	na	na	475	391	331	317	255	200	192	199	217	155
Sold Listings	92	111	105	91	77	76	94	83	70	95	120	102	106	126	106
Median Sales Price	\$144,350	\$162,000	\$160,900	\$168,900	\$163,900	\$160,000	\$160,000	\$176,400	\$185,450	\$188,000	\$199,000	\$206,250	\$206,500	\$225,000	\$244,750
Average Sales Price	\$152,168	\$163,868	\$179,186	\$184,189	\$183,281	\$166,649	\$181,633	\$185,535	\$208,259	\$201,807	\$217,550	\$218,472	\$218,596	\$236,537	\$257,727
% of List Price Received at Sale	99.12%	98.34%	98.34%	98.28%	98.52%	98.49%	98.42%	98.33%	98.53%	98.67%	98.61%	99.81%	98.90%	98.95%	99.74%
Average Days on Market	71	66	96	109	80	61	76	72	68	73	52	58	59	42	43
# of homes sold in last 12 months	na	106.5	106.08	84.33	77.42	81.25	73.25	77.42	87.33	98.5	102.17	105.75	109.75	113.75	109.3
Months Supply of Inventory	na	na	na	na	na	5.8	5.3	4.3	3.6	2.6	2	1.9	1.8	1.9	1.4

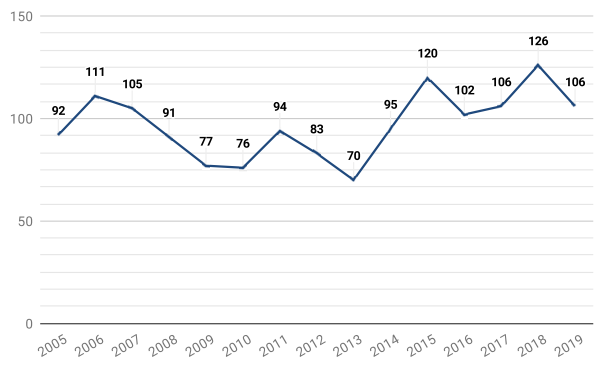
Median Sales Price



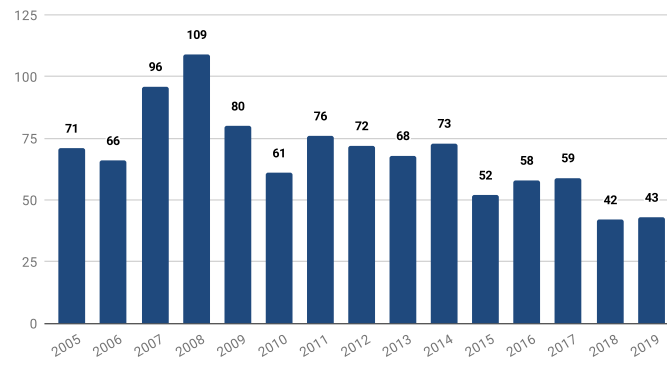
Average Sales Price



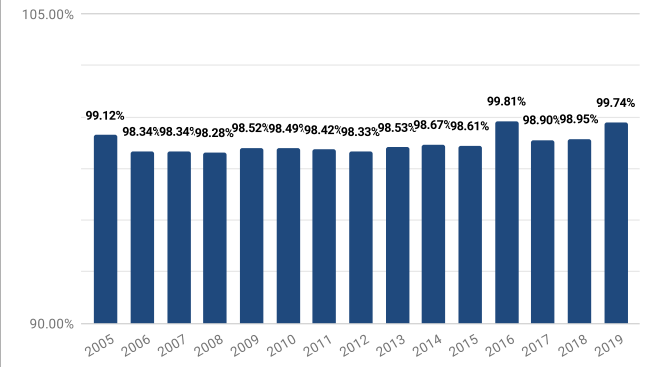
Sold Listings



Average Days on Market



% of List Price Received at Sale

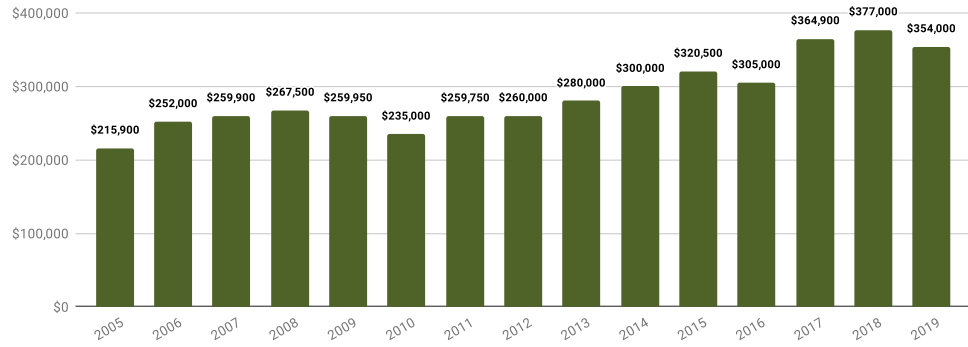


## Monthly Statistics -- Laramie County

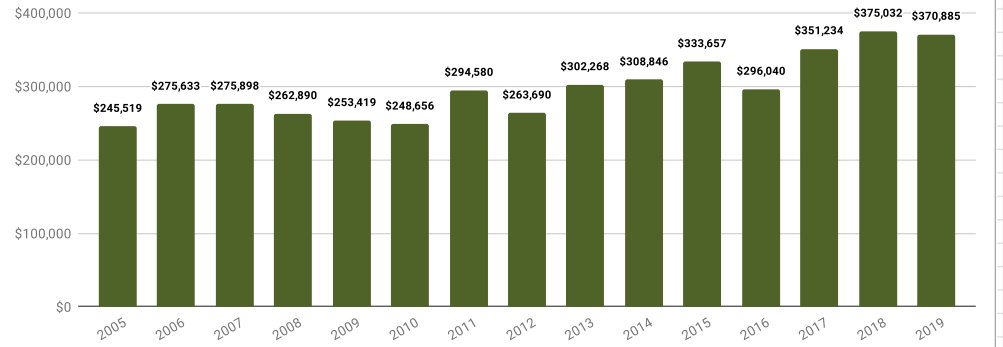
### March

Rural Residential	2005	2006	2007	2008	2009	2010	2011	2012	2013	2014	2015	2016	2017	2018	2019
Active Listings	na	na	na	na	na	150	155	153	112	139	90	97	91	88	56
Sold Listings	27	36	23	17	18	23	18	19	19	25	24	19	35	28	27
Median Sales Price	\$215,900	\$252,000	\$259,900	\$267,500	\$259,950	\$235,000	\$259,750	\$260,000	\$280,000	\$300,000	\$320,500	\$305,000	\$364,900	\$377,000	\$354,000
Average Sales Price	\$245,519	\$275,633	\$275,898	\$262,890	\$253,419	\$248,656	\$294,580	\$263,690	\$302,268	\$308,846	\$333,657	\$296,040	\$351,234	\$375,032	\$370,885
% of List Price Received at Sale	98.56%	100.00%	99.65%	97.94%	97.49%	97.31%	97.67%	98.74%	98.40%	99.43%	98.94%	98.47%	99.31%	98.48%	98.73%
Average Days on Market	123	103	93	133	123	98	104	109	89	98	89	80	77	84	82
Average # of homes sold in last 12 months	na	29.25	27.25	20.58	18.17	18.08	17.42	20.5	21	23.33	27.33	26.33	27.75	29.42	30.2
Months Supply of Inventory	na	na	na	na	na	8.3	8.9	7.5	5.3	6	3.30	3.70	3.3	3	1.9

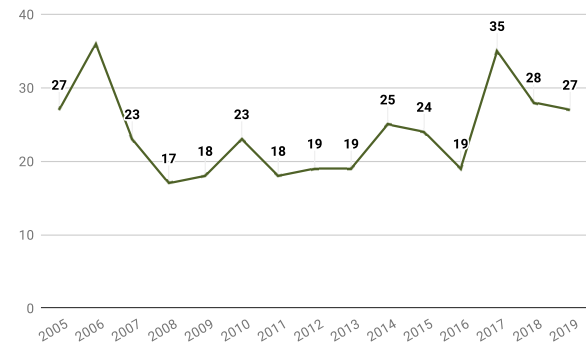
Median Sales Price



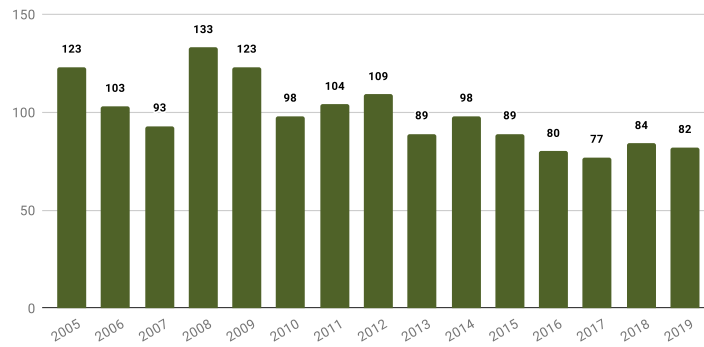
Average Sales Price



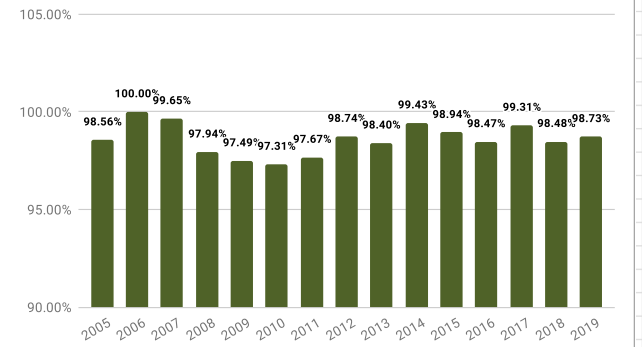
Sold Listings



Average Days on Market



% of List Price Received at Sale



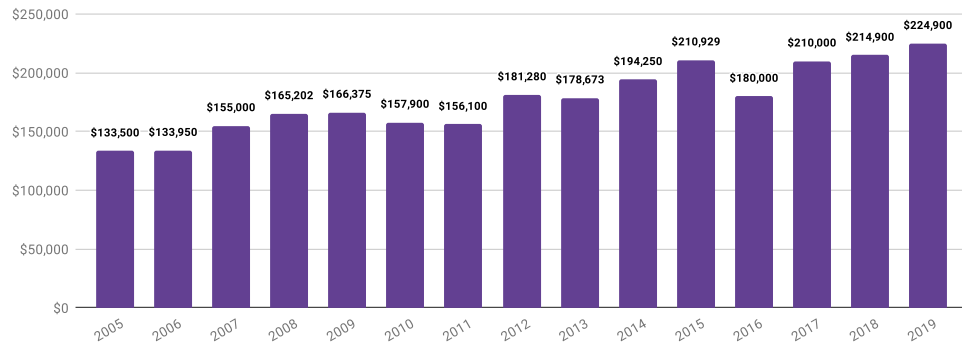
If you have questions or need more information please contact your REALTOR®, or the President of the Cheyenne Board of REALTORS®, Buck Wilson 307-221-1502 or buck@cheyennehomes.com  
Copyright 2019, Cheyenne MLS

## Monthly Statistics -- Laramie County

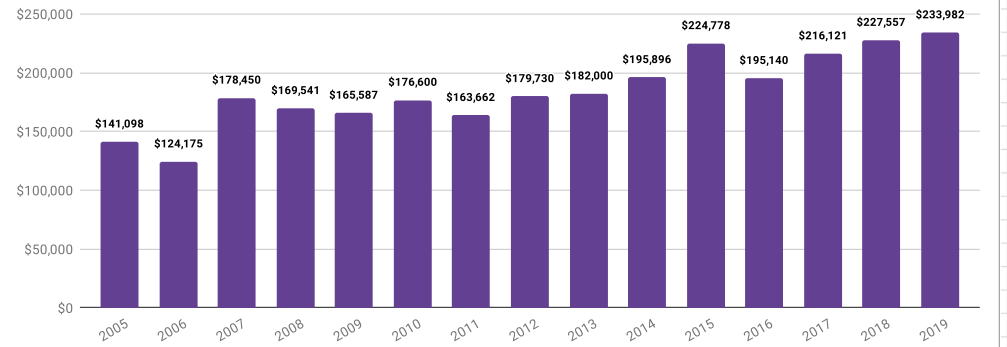
### March

Condo/Townhouse	2005	2006	2007	2008	2009	2010	2011	2012	2013	2014	2015	2016	2017	2018	2019
Active Listings	na	na	na	na	na	90	93	67	79	64	50	67	47	64	41
Sold Listings	19	18	20	14	8	18	16	18	23	22	22	21	19	33	29
Median Sales Price	\$133,500	\$133,950	\$155,000	\$165,202	\$166,375	\$157,900	\$156,100	\$181,280	\$178,673	\$194,250	\$210,929	\$180,000	\$210,000	\$214,900	\$224,900
Average Sales Price	\$141,098	\$124,175	\$178,450	\$169,541	\$165,587	\$176,600	\$163,662	\$179,730	\$182,000	\$195,896	\$224,778	\$195,140	\$216,121	\$227,557	\$233,982
% of List Price Received at Sale	102.70%	100.31%	99.00%	98.34%	97.60%	98.22%	98.31%	100.50%	100.56%	99.75%	101.38%	98.56%	98.84%	99.65%	99.22%
Average Days on Market	162	61	110	205	131	67	135	69	56	117	90	62	44	51	32
Average # of homes sold in last 12 months	na	20.58	21.17	17.33	13.67	15.5	16.25	15.42	18.67	23.5	23.75	26.67	21.92	26.5	26.6
Months Supply of Inventory	na	na	na	na	na	5.8	5.7	4.3	4.2	2.7	2.1	2.5	2.1	2.4	1.5

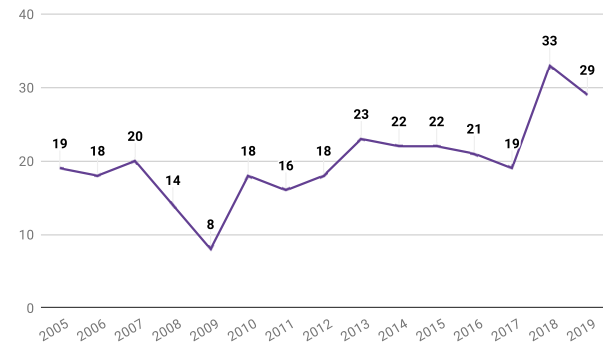
Median Sales Price



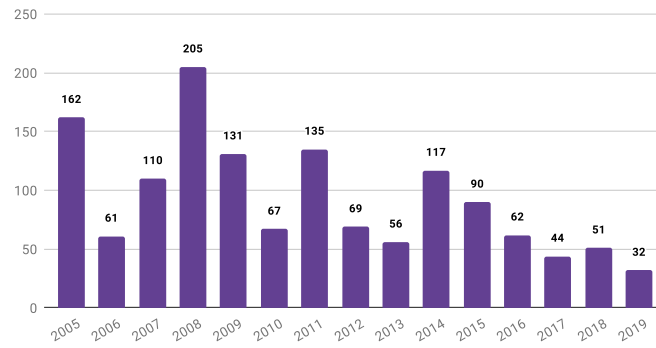
Average Sales Price



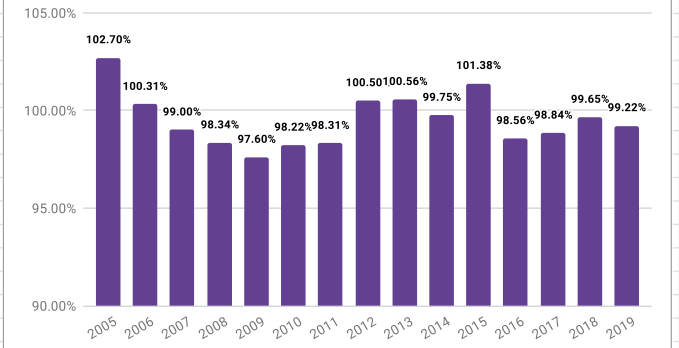
Sold Listings



Average Days on Market



% of List Price Received at Sale



If you have questions or need more information please contact your REALTOR®, or the President of the Cheyenne Board of REALTORS®, Buck Wilson 307-221-1502 or buck@cheyennehomes.com  
Copyright 2019, Cheyenne MLS